



## WALK-IN

**From the walk-in shower to the bath screen :**

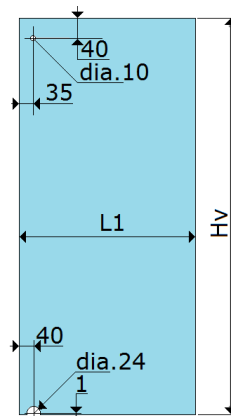
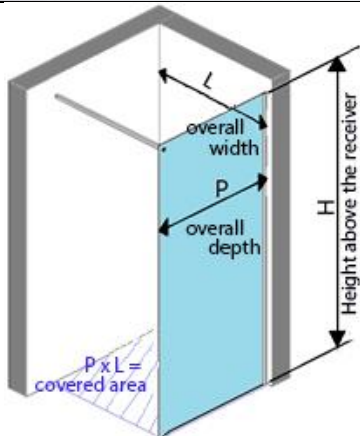
- Easy to install
- long lasting performance and hygiene
- near invisible accessories
- perfect tightness ensures long lasting performance and hygiene
- possibilities of facilities through the self supporting stiffener

### CONFIGURATOR

[https://www.adler-sa.fr/projets/salle\\_de\\_bain/cabine\\_walkin\\_implantation.asp](https://www.adler-sa.fr/projets/salle_de_bain/cabine_walkin_implantation.asp)

# WALK-IN

CHOOSE THE SIMPLEST SOLUTION






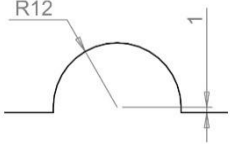



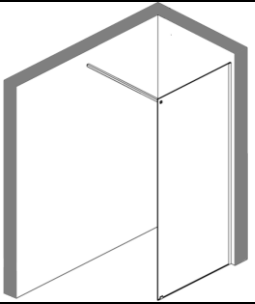
Brilliant polish or brushed stainless steel finish wall section:

- . Corrects out-of-plumb and uneven wall ; tolerance +/- 12 mm ;
- . Secures wall mountings ;
- . Prevents surface corrosion, on the external-facing side a translucent PVC section which maintains the pressure on the glass to keep it in the section

Threshold section :

- . long lasting performance and hygiene

# WALK-IN

Components	Glass thick.	Lenght	aluminium		Stainless steel		package	
			Brillant polish	Anodized brushed stainless steel finish	polished	brushed		
« U » section with rebate seal		8 mm	2 m 4 m	<b>780 52C</b> <b>780 62P</b>	<b>780 53D</b> <b>780 63Q</b>		x1	
Wall fixing kit for « U » section				780 61N			x1	
Threshold section + clip		8 mm	Profile 1m	<b>780 79J</b>	<b>780 80K</b>		x1	
			clip	<b>503 74F</b>	<b>503 75G</b>			
	If the panel is larger than 1 m then add 1 extra clip			clip	<b>503 70A</b>			<b>503 69Z</b>
Square stiffener 20x20 Drilling Ø10			1.40 m			<b>698 36K</b>	<b>698 37L</b>	x1
			2 m			<b>698 63P</b>	<b>698 64Q</b>	
Round stiffener Ø 25 Drilling Ø14 on façade, Ø10 extremity			1.40 m			<b>698 32F</b>	<b>698 34H</b>	x1
Adhesive tubular seal profile			2.80 m	001 33V			x1	
Kit without glass Left or right wall mounting			1.40 m	<b>878 51R</b>	<b>878 01M</b>		x1	
Kit with glass Left or right wall mounting				<b>478 51N</b>	<b>478 01J</b>		x1	
TIMELESS anti-scale treatment guaranteed for 10 years								
Option : round stiffener	Sur demande							

Use the configurator to get a quote and technical data :

- **Walk-in**
- **Customer area**
- **Password**

[https://www.adler-sa.fr/projets/salle\\_de\\_bain/cabine\\_walkin\\_dossier.asp](https://www.adler-sa.fr/projets/salle_de_bain/cabine_walkin_dossier.asp)

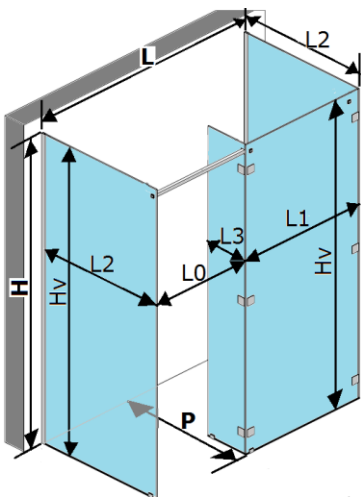


# WALK-IN

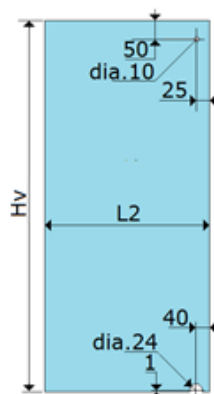
## The most spacious shower cabine



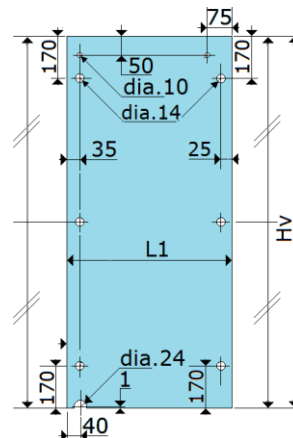
Where dimensions are sufficient, this wall-mounted fixed shower screen provides a watertight installation. With a clean, sleek design, it is quick and easy to fit. The sections recommended for wall mounting compensate for uneven horizontal and vertical surfaces, with a tolerance of +/-12 mm.



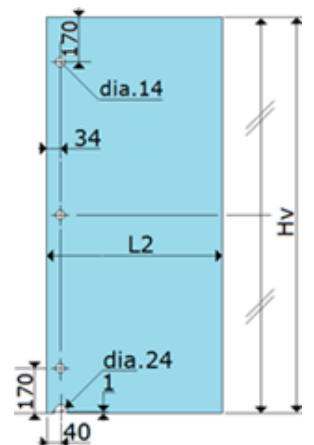
L2 = P-17  
Hv = H-9






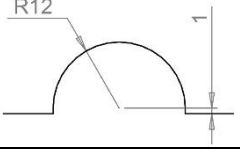
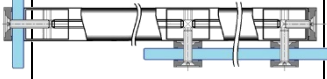
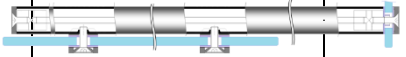

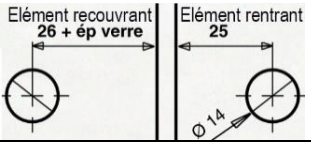

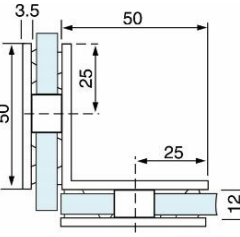
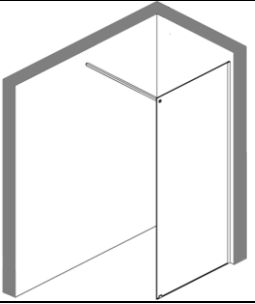
L1=L-25-L0  
Hv = H-9



L2 = P-17  
Hv = H-9


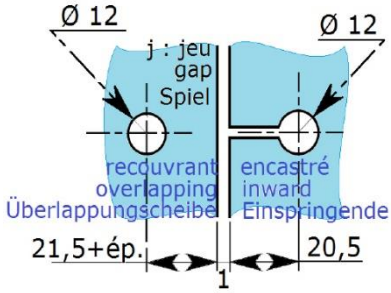

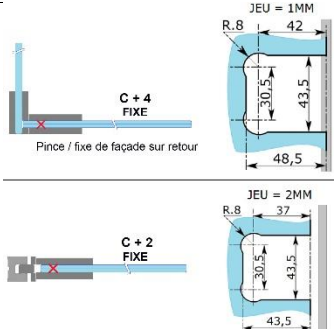



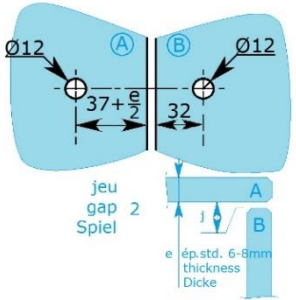
# WALK-IN



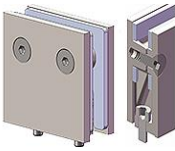
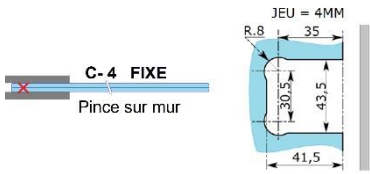
Components	Glass thick.	Lenght	aluminium		Stainless steel		package	
			Brillant polish	Anodized brushed stainless steel finish	polished	brushed		
« U » section with rebate seal		8mm	2 m 4 m	<b>780 52C</b> <b>780 62P</b>	<b>780 53D</b> <b>780 63Q</b>		x1	
Wall fixing kit for « U » section				780 61N			x1	
Threshold section + clip		8mm	Profile 1m	<b>780 79J</b>	<b>780 80K</b>		x1	
			clip	<b>503 74F</b>	<b>503 75S</b>			
	If the panel is larger than 1 m then add 1 extra clip							
			clip	<b>503 70A</b>	<b>503 69Z</b>		x1	
Square stiffener 20x20 Drilling Ø10			1.40 m			<b>698 89S</b>	<b>698 87Q</b>	x1
Round stiffener Ø 25 Drilling Ø14 on façade, Ø10 extremity			1.40 m	On request		<b>698 93W</b>	<b>698 92V</b>	x1
Adhesive tubular seal profile			2.80 m	<b>001 33V</b>			x1	
Clip <b>Adler</b> selection brass gl/gl 90° 50x50mm 		8 to 12mm		<b>505 04W</b>	Mat chrome <b>505 05X</b>			x1
Kit without glass Right or left wall fixation				<b>878 56W</b>	<b>878 06S</b>			x1
								
	With square stiffener		1.40 m					
				<b>478 56T</b>	<b>478 06P</b>			x1
	Anti-limestone treatment – 10 year warranty							
Option : round stiffener	On request							

# WALK-IN


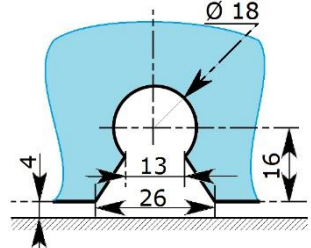

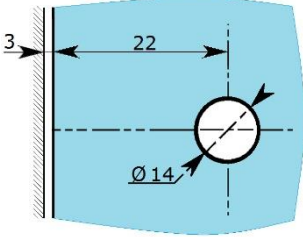

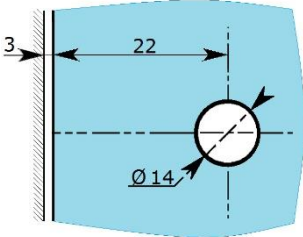

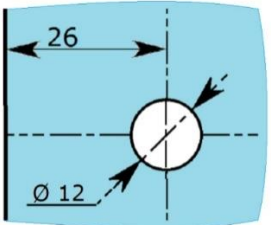

Adler sas offers different solutions to fix 90° glass/glass panels

Components		Glass thick.	Aluminium bronze		brass		Package
			chrome	Brushed nickel			
Clip <b>CAPSI</b> gl/gl 90° 40x40mm		6 to 12mm	<b>503 11M</b>	<b>503 14Q</b>			x1
Clip <b>CAPSI</b> gl/gl 90° 57X57mm with adaptation kit			<b>503 30H</b> + <b>646 86M</b>	<b>503 31J</b> + <b>646 87N</b>			X2

Clip <b>VENUS</b> gl/gl 90° 40x45mm		6 to 10mm	Brass chromed			x1
			<b>504 28P</b>			


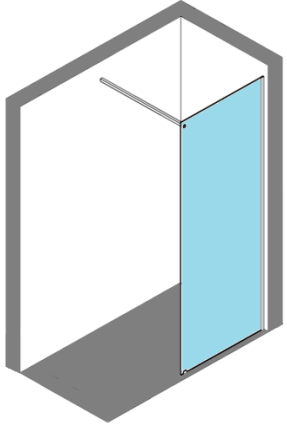

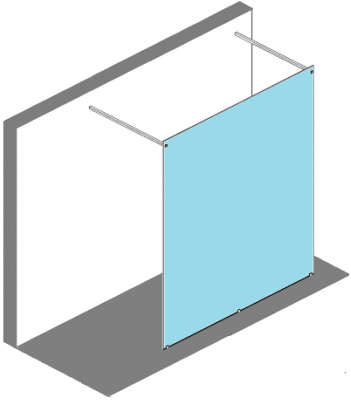

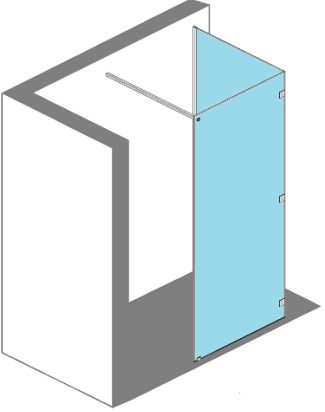

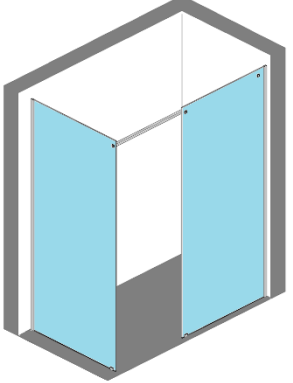
DIFFERENT SOLUTION FOR WALL FIXATIONS							
Threshold section to be fixed or glued 25x5mm		Lenght 2140m m	Chrome <b>780 14R</b>	Anodized BSS <b>780 15G</b>			Package x1
Adhesive tubular seal profile		2m80	<b>001 33V</b>				x1
+ Clip <b>REVERSI</b> 57x57mm to be fixed on section		Glass th. 8 mm	<b>503 33L</b>	<b>503 34M</b>			X2
		6 à 12mm	shims 646 66Q or 646 67R				3 jeux de 4

# WALK-IN

WALL FIXATIONS							
		Glass thick.	Aluminium bronze		brass		Package
			chrome	Brushed nickel	chrome	Mat chrome	
Clip <b>CAPSI</b> wall/gl 40x40mm		6 to 10mm	<b>503 00Z</b>	<b>503 01A</b>		x1	
Clip with counterplate A.S. wall/gl 50x50mm		8 to 12mm	brass			x1	
			chrome	Mat chrome			
Clip with counterplate A.S. wall/gl 90° 50x50mm		8 to 12mm	brass			x1	
			chrome	Mat chrome			
Clip with counterplate <b>VENUS</b> wall/gl		6 to 10mm	brass			x1	
			chrome	Mat chrome			
Clip <b>ADSLIDE</b> without notch 20x20mm		8mm	Aluminium		x1		
			<u>chrome</u> <b>503 25B</b>	<u>Anodized BSS</u> <b>503 26C</b>			


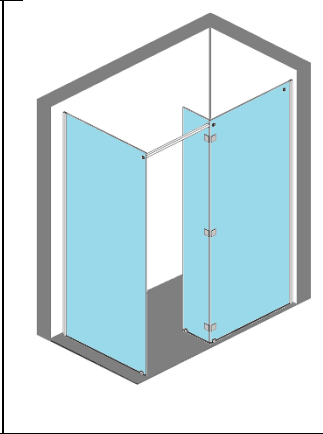

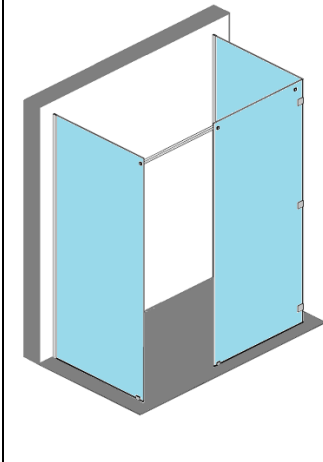

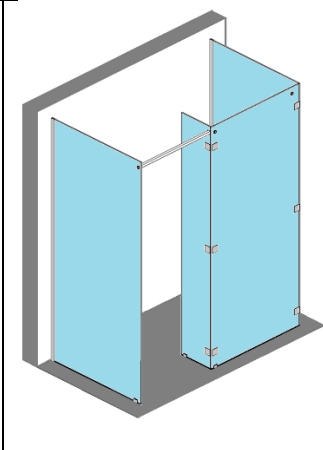
# WALK-IN

7 different models of shower cabine enclosures with or without 8 mm glass : square stiffener

Designation		Anodized aluminium				
		Chrome finish		BSS finish		
		with glass	without glass	with glass	Without glass	
Walk-in enclosure niche 1 fixe			478 51N	878 51R	478 01J	878 01M
Walk-in enclosure wall 1 fixe			478 57U	878 57X	478 07Q	878 07T
Walk-in enclosure corner 2 fixes			478 52P	878 52S	478 02K	878 02N
Walk-in enclosure corner 2 fixes			478 53Q	878 53T	478 03L	878 03P



# WALK-IN

Designation		Anodized aluminium				
		Chrome finish		BSS finish		
		with glass	without glass	with glass	Sans verre	
Walk-in enclosure corner 3 fixes			<b>478 54R</b>	<b>878 54U</b>	<b>478 04M</b>	<b>878 04Q</b>
Walk-in enclosure wall 3 fixes			<b>478 55S</b>	<b>878 55V</b>	<b>478 05N</b>	<b>878 05R</b>
Walk-in enclosure wall 4 fixes			<b>478 56T</b>	<b>878 56W</b>	<b>478 06P</b>	<b>878 06S</b>

Use the configurator to get a quote and technical data :

- **Walk-in**
- **Customer area**
- **Password**

[https://www.adler-sa.fr/projets/salle\\_de\\_bain/cabine\\_walkin\\_dossier.asp](https://www.adler-sa.fr/projets/salle_de_bain/cabine_walkin_dossier.asp)