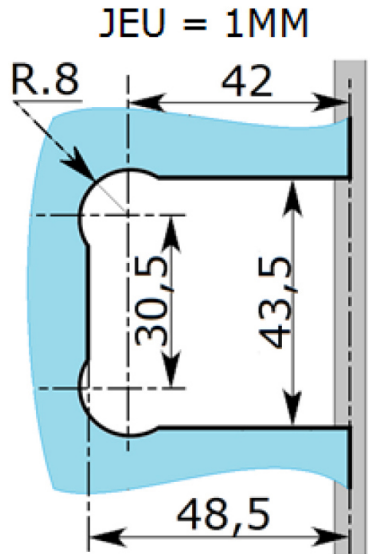


**C+4**

**FIXE**

Pince / fixe de façade sur retour



JEU = 1MM

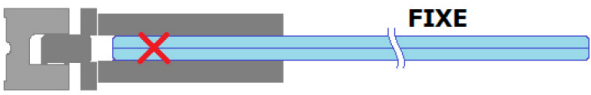
R.8

42

30,5

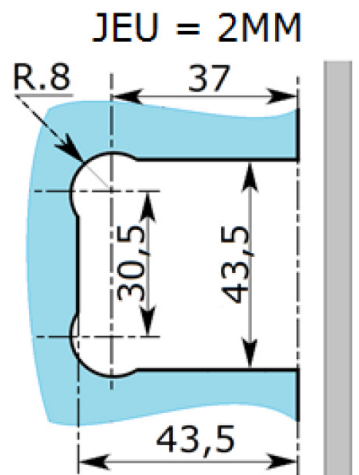
43,5

48,5



**C-2**

**FIXE**



JEU = 2MM

R.8

37

30,5

43,5

43,5